





Your Guide to  
**HOW TO  
SURVEY**  
for Little Fire Ants



## Why Survey

Little Fire Ants (LFA) are so tiny they can go undetected on your property until their numbers are well established. It is important to do a survey when:

-  Determining if LFA are present
-  Delimiting the extent of an infestation
-  Bringing in new plants/materials
-  Assessing if a treatment regimen is working

The earlier you detect LFA, the easier it will be to treat!

## Survey Tips

- LFA like *shady, moist places*. Always place sticks out of the sun.
- Best time to do a survey is in the *early morning* or *late afternoon* when LFA are most active.
- It's important to *submit your ants* to our lab for identification when you suspect you have LFA. There are several other species of small, red ants that look like LFA. You don't want to invest time and money treating until you are 100% certain.

## How to Survey



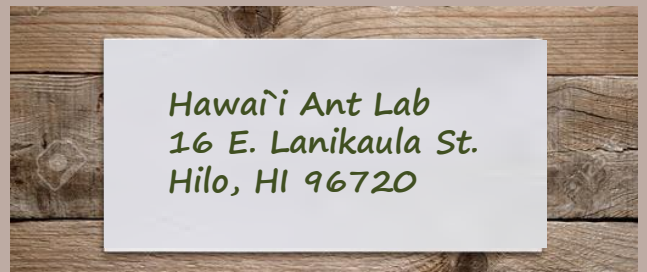
- 1 Smear** a very thin layer of creamy peanut butter on chopsticks, popsicle sticks, or coffee stirrers.



- 2 Place** peanut butter sticks in shady places on the ground and in trees every 10-15ft around your yard.



- 3 Check** the sticks for ants after one hour. If you see small, orange ants on the stick (like the image above), place them in a sealed plastic bag and freeze them overnight to kill the ants.



- 4 Mail** or bring ant samples to our office for identification. If you want to save on postage, you can also shake the ants off the stick into the bag. Please don't forget to include your contact info!